




SMALTO

20 x 20 mosaic - sheet size 322 x 322



SM1


SM2

SM3

SM4

SM5

SM6



SM7


SM8

SM9

SM10

SM11

SM12



SM13


SM14

SM15

SM16

SM17

SM18



PRODUCT DATA

Availability:	2 - 3 weeks
Suitability:	Subject to application
Displayed:	Battersea & Tile Studio
Anti-Slip:	N/A
Service:	Samples on request
Pricing:	On request

Downloads:

To download this and other images visit our website
www.worldsendtiles.co.uk

world's end tiles

Silverthorne Road
Battersea
London
SW8 3HE

Tel: 020 7819 2100
Fax: 020 7819 2101

Tile Studio
216 Great Portland Street
London
W1W 5QW

Tel: 020 7554 9700
Fax: 020 7554 9701